

RUH extra!

Celebrating the extra-extraordinary work of our community

Spring 2025



RUHX New Year, New Impact! Cutting edge equipment arrives across the RUH thanks to RUHX supporters

Image credit paulgillisphoto.com

In this issue →

03

Legacy Giving
RUHX launches
new Legacy Giving
information guide

04

Women's Health
New fundraising
appeal announced

08

ICU Pendants
RUH charities combine
to equip new Intensive
Care Unit

11

One Stop Shop
New ultrasound machines
arrive in Breast Unit

A New Year, A New Focus

After an extra-extraordinary 2024 for RUHX, we start this new year filled with anticipation for what's next for us. We're launching a number of new, and essential, fundraising campaigns in 2025 to help provide even more cancer care, women's health care, child mental health care, and so much more. We'll be sharing updates of all this here in this magazine with more news to follow later in the year as we launch our latest focus for the charity. That's going to be big news, so stay tuned.

Already in 2025, the RUH is installing lifesaving new equipment for our Radiotherapy and Intensive Care Unit teams, provided by you, our brilliant RUHX supporters. It's a pleasure to share with you here in RUHX eXtra! about the delivery and installation of these vital resources and to hear from the RUH staff about how it will help provide care for their patients. Head to pages 8-10 to learn more.

As spring approaches, we're springing into action with a wave of spectacular fundraising events to greet the sunshine. At the 2025 Bath half marathon, RUHX takes the lead as the local support charity; our flagship event, the Walk of Life, returns in May bigger, better and more breath-taking than ever (and with a new distance option); and we're currently seeking explorers for our next overseas trek – to Kenya! Travel to page 14 for more details on that.

Also included in this issue: read all about a typical day in the life of RUH's Amie Mitchell, Senior Nuclear Medicine Technologist. Amie specialises in operating the PET-CT scanner in a critical diagnostic role the RUH can't live without. See page seven.

2025 is going to be another exciting year for RUHX. As always, thank you for taking the time to learn all about our latest projects and events. Please get in touch if you would like to find out how you can join RUHX on our mission to protect the health of our community. All you have to do is email: hello@ruh.org.uk

Thank you and best wishes,

Rhyannon

Rhyannon Boyd
Associate Director, RUHX



Front Cover – RUH intensive care team being trained on equipment provided by RUHX and Friends of the RUH for their new ICU ward.

NHS
Royal United Hospitals Bath
NHS Foundation Trust

FR Registered with
FUNDRAISING
REGULATOR

RUHX is the working name of RUH Charitable Fund. Registered Charity No. 1058323

Royal United Hospitals Bath, Combe Park, Bath, BA1 3NG

Information in this magazine as correct at time of print

Design by limeparkstudios.com

This magazine is printed on Edixon® Offset paper, environmentally friendly, FSC® MIX, EU Ecolabel, and by a certified Carbon Balanced Printer, Taylor Brothers (Bristol) Ltd.

WORLD LAND TRUST™
www.carbonbalancedprinter.com
Registration No. CBP2340

Together, We Will



Every day, we see the difference a gift in a Will makes to the RUH. Without our brilliant supporters leaving behind a legacy of care, we simply couldn't do what we do.

Wills great and small are fundamental to the RUH's capacity to provide above-and-beyond care in our community. **At RUHX, we rely on gifts in our supporters' Wills to empower us to be bold and brave with innovative research, equipment and facilities, as well as to provide a large number of the little things that bring everyday relief and comfort to patients and staff.**

Gifts in Wills help us detect and diagnose diseases earlier, they make our wards more welcoming, they enhance treatment and they shield our most vulnerable patients. By leaving a gift in your Will, you'll help the RUH deliver on their promises to protect your family, friends, and community – long into the future. That's a powerful legacy to leave behind for you and your loved ones. ✕

With help from a gift in your Will, we can...

- ✕ Serve 300 patients a day at the Dyson Cancer Centre.
- ✕ Complete 400 surgeries a year with the ground breaking DaVinci Robot.
- ✕ Reduce the 26-week waiting times for CT scans.
- ✕ Treat 9,000 patients a year in Oral and Maxillofacial Surgery and Orthodontics.
- ✕ Train 45 volunteers as compassionate companions to support end-of-life patients.

All this, and more, is made possible by the power of legacy gifts in Wills.

“Gifts in Wills were hugely important to fundraising for the Dyson Cancer Centre and they have made an enormous difference to the way we detect and treat cancer at RUH. The facility provides great confidence to patients and also a brilliant working environment for staff, which is essential to keeping up morale and retaining loyal and hardworking staff.”

Professor Mark Beresford Consultant Oncologist



Mark Beresford, Consultant Oncologist, in the Dyson Cancer Centre's Wellbeing Hub

Write yourself into the story

To donate a gift for the RUH in your Will, or to download our free information guide, visit ruh.org.uk/gift-in-wills





Taking Back Control

This year, RUHX’s essential Gynaecological Health fundraising initiative tackles the silent struggle that affects millions of women – urinary incontinence. With our fantastic supporters help, we aim to raise £33,000 to transform services around bladder care and purchase a vital Urodynamics Machine for our urogynaecology department.

Let’s Together Stop the Stigma

Urinary incontinence affects one in four women. For many, it begins after childbirth or as they age, but no matter when it starts, it often leads to daily discomfort, embarrassment and isolation. Women with incontinence frequently change their everyday routines to avoid social interactions, limit physical activities, and deal with the emotional toll of feeling trapped in their bodies. **Today, 14 million people in the UK use incontinence pads, yet 80 per cent of incontinence is treatable.** The majority of people aren’t aware that treatments such as pelvic floor therapy, surgery and medications exist.

For our Gynaecological Health fundraising campaign we aim to secure £33,000 to purchase a dedicated Urodynamics Machine. A new machine will ensure an accurate urodynamics diagnosis can be made for the specific type of urinary incontinence that a woman experiences. We currently only have one Urodynamics Machine available at the RUH, serving the entire Bath and North-east Somerset (BANES) district. This contributes to significant delays in the patient pathway which can lead to worsening health outcomes, significantly impacting the ability of women to work and carry out daily activities. ❌

The most prevalent types are stress urinary incontinence and stress predominant mixed urinary incontinence, jointly accounting for 65–85 per cent of cases.

A Urodynamics Machine transforms the lives of the women to live without discomfort or fear.

- ✦ Provides valuable diagnostic testing during a gynaecology appointment, allowing women to begin treatment sooner.
- ✦ Stops multiple trips to hospital for diagnosis.
- ✦ Delivers detailed analysis of bladder and urethral function helping to pinpoint the cause of incontinence.
- ✦ Improves quality of life with a faster diagnosis and treatment.
- ✦ Enables confidence in women to resume intimate relationships.




A Urodynamics Machine will elevate women’s confidence and quality of life

“Urodynamic testing is our key investigation when we are diagnosing types of urinary leakage. Having a new Urodynamics Machine within the heart of our urogynaecology team will make a radical improvement in the way we can offer this service to the women in our care.”

Melanie De Jaeger
Urogynaecology Advanced Clinical Practitioner

Together, we can offer women the opportunity to reclaim their lives and live with confidence once more. Visit ruhx.org.uk/support-women to help us make a difference today.



Melanie de Jaeger, (left) with Aysha Qureshi, Obstetrics and Gynaecology Consultant (right)



Urodynamics Machine being used for accurate incontinence diagnosis

A Patient's Story

Twelve months since the arrival of RUH's advanced DaVinci Xi Surgical System Robot, secured thanks to the fundraising our fabulous RUHX supporters, more than 200 operations have been performed successfully at the RUH, including major resections for colorectal cancer, complex hernia repairs and a multitude of gynaecological procedures.

RUHX eXtra! sat down with inspirational patient Derrick Farrell to discuss his surgical journey to highlight the immense value of robot-assisted surgery in modern healthcare.

Future History

In 2023, Derrick Farrell underwent robot-assisted surgery for a complex colorectal condition. He was one of the first RUH patients to be treated using the £2.3 million DaVinci Xi Surgical System. His experience shines a light on the transformative potential this type of state-of-the-art, super-precision surgery has on patient recovery time and quality of life.

For Derrick, robotic surgery was the unexpected option. He entered the hospital with no prior knowledge or opinions about robotic-assisted procedures. **After consulting with his surgeon, Marc Bullock, Derrick understood that the robot-assisted surgical procedure offered benefits such as precision, minimally invasive techniques and a faster recovery time.** Initially planned as a short operation with no expectation of a stoma – a small opening in the abdomen that is used to remove body waste into a collection bag – Derrick's surgical procedure suddenly became challenging due to anatomical challenges, such as a narrow pelvis and tall height. In total, it lasted more than eight hours. The complications led to a temporary stoma being placed, a decision that Derrick now defines as "life-changing". Without robotic-assisted surgery, the operation might not have been possible at all and Derrick would have needed a stoma for the rest of his life.

Until 2023, here, this outcome was the norm.

Incredibly, within just four months, Derek had his stoma reversed in a second surgery. (Temporary stomas are usually reversed after 12 months, so the robot-assisted surgery decreased his recovery time by two-thirds.) In under a year, Derrick began feeling like himself again, grateful that his recovery was so much smoother than he possibly could have imagined. His family were grateful too. In fact, so inspired by the skills of surgeon Marc Bullock, and the innovative use of robotics at RUH, that Derrick's 17-year-old son is now pursuing a career in medicine! Amazing. ✂



I consider myself very lucky that I had Marc Bullock as my surgeon. He's very skilled. I'm also very lucky to have been offered the robot-assisted surgical service here at the RUH. With it, the stoma reversal was so, so much quicker. 99

If you have a story similar to Derrick's, we'd love to hear from you. Contact us at marcoms@ruh.org.uk

Derrick Farrell, at the RUH after his successful robot-assisted surgery



The new DaVinci Xi Surgical System, generously provided by RUHX supporters

A Day in the Life

Amie Mitchell
Senior Nuclear Medicine Technologist

RUHX eXtra! pulled up a pew and a brew to chat with Amie Mitchell to discuss her critical diagnosis role at the RUH as Senior Nuclear Medicine Technologist.

Over to you, Amie...

"I was a secondary school geography teacher before I started at the RUH in September 2012 as a clinical imaging assistant, so I had to totally retrain when I arrived! The RUH paid for me to progress within the department and I became a technologist two years later. Today, as the RUH's Senior Nuclear Medicine Technologist, I split my time between nuclear medicine and operating the PET-CT scanner. I start the day a bit earlier because of childcare – I have two children, five and two, so life's quite full on! – while the rest of the team arrives at 9am. I work in a team of three: A Nuclear Medicine Technologist, a Radiographer and a Radiology Department Assistant. We have a good bond and working relationship. Operating the PET-CT scanning sits somewhere in the middle between nuclear medicine and radiology.

The three of us have a five-minute meeting to go through who's working on what scanner and plan out the day. Usually, the mornings are the same. I prepare each of the scanners by running daily checks and quality controls, prepping the rooms, the injections and unpacking deliveries of radioactive isotopes. I then write lists for different scanning rooms, so we all know what scans are happening on which machine as different types of scans require different radiopharmaceutical injections, depending on the disease or cancer. A PET-CT scanner is an important piece of equipment. We use them at the start of a cancer treatment

to see the extent of the spread and we use it halfway through to see if a treatment has made any difference to its spread. We then scan at the end of treatment to make conclusions. We may do a PET-CT again if the patient has symptoms that reoccur further down the line if (unfortunately) the cancer, or disease, has progressed. Quite often we have long-term patients who come for a PET-CT scan every six months. We do get some one-off visitors, if there's a patient who's very unwell and they can't work out what's wrong with them, as quite often a PET-CT detects things that other modalities may miss.

My favourite part of my role is seeing a patient's journey through to recovery and being able to help them through the scan and hopefully find a result, or answer, for the right treatment. Being able to give patients the best experience they can have during a difficult time is satisfying. Of course, the most challenging part of the job that we face every day is the number of patients we have to see. Scheduling the workload to make sure we've got enough staff to give every patient the time and attention they deserve is crucial, especially if a patient has particularly complex needs." ✂

In nuclear medicine there is always somewhere to go and something new to do; a new trial or research. In the 12 years



I've been at the RUH, it's been an ever-evolving field of medicine. There's so much scope and development in this field; new radio and pharmaceuticals are coming out all the time as well as new types of scans and systems. There's something that's always the 'latest craze' – for want of a better word! 99

A Positron Emission Tomography (PET) scan produces detailed three-dimensional images of the inside of the body. The images can clearly show the part of the body being investigated, including any abnormal areas, and can highlight how well certain functions of the body are working.

I get to the end of the day and know I have done the best I can for who's in front of me. 99

We See You, ICU

In early 2025, RUH's brand new Intensive Care Unit (ICU) received 13 state-of-the-art bed pendants, purchases only made possible by the collaboration between Bath's two great charities, RUHX and Friends of the RUH.

Every year, the RUH's Intensive Care ward is the frontline for more than 800 patients to access urgent treatment. It is the first line of defence for patients suffering from life-threatening events such as serious accidents and short-term conditions, such as heart attacks or infections.



New pendant training for ICU staff, ahead of the new ward opening to new patients early in 2025

To assist the ward in its crucial delivery of life-saving services, in early 2025 RUHX and Friends of the RUH secured 13 brand-new bed pendants, all thanks to their wonderful supporters. These critical bedside stations give staff the optimum environment to assess patients up close, including greatly improved features such as:

- ✦ **Enhanced** access to patients and, crucially, immediate access to the head of the bed in an emergency.
- ✦ **Housing** the new Clinical Information System (CIS), the bedside computer and all interconnecting cables that digitally records and stores patient data. (This saves staff thousands of hours of time having to record data manually, and enables better and quicker decisions).
- ✦ **Delivers** essential medical equipment from a single central unit, including gasses, and all electricity.



Top: The new pendants provide 360-degree access to patients around the bed.

Bottom: The new pendants clearly display the patient's vital health data to the nurses and doctors caring for them

“ There are multiple benefits for our ICU team from these new bed pendants including enhanced workflow efficiency, improved access to patients and increased safety. Thank you to RUHX and Friends of the RUH! ”

William Headdon
Consultant in Anaesthesia and ICM and Clinical Lead for Intensive Care



Margi Jenkins and William Headdon


“ The main patient benefits of the bed pendants are multiple: faster emergency responses, reduced infection risk, better comfort and safety and improved monitoring that means better care decision making for our patients. ”

Marghanita (Margi) Jenkins
Matron for Intensive Care and Critical Care Outreach



The transformation between the **OLD** to **NEW** ICU ward is **INCREDIBLE!**





The new LINAC machine

RUHX's latest addition to help care for cancer patients is through the purchasing of the Varian TrueBeam New Linear Accelerator (LINAC), a state-of-the-art, tumour-killing machine.

Up to Speed

Linear Accelerators are tomorrow's radiation therapy today. They are huge machines that do a big, important job. **Secured for RUH's Radiotherapy department thanks to a £1 million investment from RUHX – raised by our incredible supporters – the LINAC's technology is as cool as it is critical.** It uses microwave technology (similar to that used for radar) to emit and then transform high-energy X-rays beams, or electrons, into the same shape as a patient's tumour. Incredible. Then, using radiation, it destroys the cancer cells while sparing the surrounding normal tissue.

In addition we've also provided a lighting system called Sky Inside as there's no natural light in the LINAC – due to the radiation shielding. The Sky Inside system lights up the 'bunker' using a digital display that displays natural images and brightens up the patient's view, providing a less intimidating and overwhelming environment. The LINAC machine was delivered to RUH in December 2024, with installing and testing planned for early in Q1 2025 and target 'open to patients' date in March. We'll no doubt report more on its accomplishments in the future. Watch this space. ✂

“ The purchase of this new LINAC helps radiographers provide a less intimidating environment for patients undergoing a course of radiotherapy treatment. With reduced anxiety the patients are able to tolerate treatment better and this can reduce the reliance on other support teams within the hospital. ”

Lisa Tolson
Radiotherapy Treatment
Floor Superintendent



Lisa Tolson, Radiotherapy Treatment Floor Superintendent, in the Dyson Cancer Centre's Wellbeing Hub



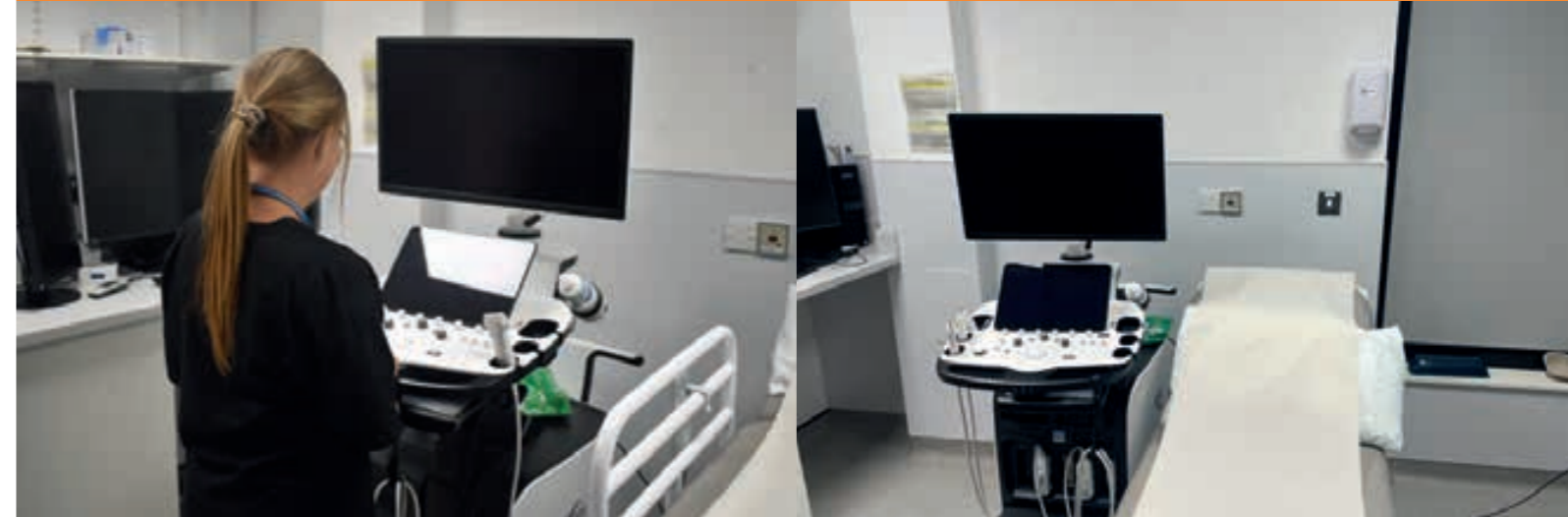
The Sky Inside System, provided for LINAC patients

Simon Whittle, Head of Radiotherapy Physics, told RUHX the key facts about how the new LINAC will help his team to provide for their patients:

- ✦ **Deliver** 12,000 treatment appointments per year.
- ✦ **Treat** 1,100 patients every year, across the two LINACs.
- ✦ **Complement** another matching machine already in Radiotherapy so patients can seamlessly transfer between them without need for a separate treatment appointment.

Safe and Sound

RUHX's fantastic fundraisers – you! – have just secured two brand-new-and-improved ultrasound machines to support diagnosis and therapeutic care within the RUH Breast Unit. This is big news worthy of a big celebration!



A clinician working on a new ultrasound machine

A new ultrasound machine next to an examination bed

For several years, RUH's Breast Unit was reliant on older ultrasound machines that took a long time to load and produced an image of lower quality, when compared with other models. Thanks to RUHX and its super-supporters, in particular Kieran Daly, who generously funded the cost of one of the new ultrasound machines in recognition of his late wife, Heather, the Breast Unit's two upgraded ultrasound machines now come equipped with cutting-edge advancements in breast imaging technology and will simplify (and speed up) ultrasound examinations for patients, as well as produce a vastly superior high-definition image, enabling doctors to make better informed decisions about treatment. In such a short time, these two machines have already proved their value by making a significantly positive impact for women awaiting a potential cancer diagnosis and for our consultants and practitioners, simply in terms of efficiency.

Also, having several ultrasound machines in the Breast Unit means the department can finally offer a 'one stop shop' when it comes to treatment, ensuring patients can avoid multiple appointments and receive a faster diagnosis and treatment.

Thank you to all RUHX supporters who made a contribution to these essential bits of kit. These ultrasound machines are a testament to the RUH's continued commitment to excellence and to its core mission of ensuring every patient at RUH receives the extra extraordinary care they deserve. ✂

“ The introduction of two new ultrasound machines marks a significant contribution to our Breast Unit. We have three ultrasound consulting rooms now offering the same high standard of cancer detection capability to our patients while empowering our clinicians with additional tools to create sharper imaging and precise diagnostics to improve outcomes. ”

Diana Dalgliesh Lead Clinician for Breast Radiology



Richard Sutton, Sally Feeny and Kathryn Knight, with a new ultrasound machine

RUHX is incredibly grateful to our super-supporter, Kieran Daly, who generously funded the cost of one of the ultrasound machines in recognition of his late wife, Heather, to thank the RUH for the legacy of care they both received during their lifetime.

Thank you, Kieran.

A Mountain To Climb

In November 2024, a team of 21 superstar RUHX supporters went on the journey of a lifetime to India to complete a challenging five-day trek in the foothills of the Himalayas. They came, they climbed, and they conquered – all for a great cause.

Beginning in Dharamsala, the spiritual home of the Dalai Lama, before hiking through pine and rhododendron forests, Hindu settlements, Buddhist Monasteries, and concluding with a visit to one of the world's greatest monuments, the Taj Mahal, RUHX's India Trek was an incredible success, raising more than £37,000 for RUH. Covering 50km over five days and consisting of more than nine hours of walking each day, often at altitude, Team RUHX – a crew of RUH staff, family members of patients and supporters from the local community – all participated to support RUH and, for some, in loving memory of someone lost.

It's often said that fundraising for charitable causes is a very steep mountain to climb and Team RUHX took that idea to heart – literally! The five trekking days that followed included peaks and troughs, with the route undulating through the stunning mountain region, transforming from bustling cities to beautiful valleys and riverside waterfalls to hilltop temples. The summit of the trek reached an impressive peak 3,250m up in the clouds, which revealed an amazing mountain backdrop. When the clouds parted briefly, Team RUHX captured the amazing moment. What a view!




RUHX India trek team at the highest point of their adventure, 3,250 metres above sea level

Each night, a different campsite was set up by the local guides, always with fantastic views and stunning sunsets and sunrises. On the morning of the final day, the trekkers had the opportunity to take part in the special tradition of hanging prayer flags on the mountain campsite.

An amazing experience from a personal perspective especially the sights and sounds and all the people. The fundraising itself is not as difficult as you might think and is rewarding in itself!

Jane Carter
Team RUHX and RUH Head of Research

Despite facing personal challenges from the endurance test of hiking through challenging terrain for long hours (and challenges like broken boots and split trousers!), everyone made it to the end and home again with lifelong friendships forged through the shared goal of going to the ends of the earth to support the RUH. Congratulations to everyone involved! 🎉



Early morning sunrise captured through the hanging prayer flags

Thank you to our fantastic 21 trekkers – I couldn't have asked for a lovelier bunch to go on this adventure with – and to everyone who supported them by sponsoring, buying cakes and crafts, entering raffles, attending an event, or lending kit. We're so grateful to you all.

Ellie Wilkinson RUHX charity representative

Your Turn Next!

Our next overseas challenge will be in Kenya, as Team RUHX takes on the Great Rift Valley. We'll be trekking and camping inside National Parks, summiting up an extinct volcano for breathtaking views and spotting some of East Africa's wildlife along the way.

The 10 day-trek commences February 2026. To reserve your space for the Kenya Trek, or to find out more, email fundraising@ruh.org.uk



Walking on Sunshine (Again!)

Proudly sponsored by



RUHX's flagship fundraising event, the **Walk of Life**, is the next momentous occasion on our horizon. With the launching of a new distance option – 16 miles – the fun-soaked day is set to be our best, and most popular, riverside ramble yet.

A perfect day out, come rain or shine, and kindly sponsored by our friends at Savills Estate Agents, the Walk of Life returns on Saturday 17 May 2025.

For those yet to take part, the Walk of Life is a 10, 16, or 26.2 mile stretching of the legs alongside the picturesque Kennet & Avon canal.

The brand-new 16 mile distance follows the morning section of the route, which commences early in Bishops Cannings and finishes at the lunchtime BBQ in Bradford-on-Avon. For those wishing to go all the way, your finishing line will be found at Bath's Holburne Museum. Good luck!

An uplifting experience, meeting fellow walkers and all the volunteers on route and I especially liked the sense of achievement walking across the finish line!

In 2024, more than 300 walkers participated in the Walk of Life for many reasons: in memory of a friend or family member, to celebrate their or a loved one's recovery, or to say thank you to the incredible RUH staff. All of them contributed to the continuing long-term success and security of our beloved and iconic hospital, and its immense contribution to the local community, by raising

more than £60,000. Wow! This year, with your help, we aim to beat that personal best. Together, we can do it.

What To Expect:

- ✦ Water/refreshments along the way.
- ✦ Mass warm-up at the starting line.
- ✦ Free lunchtime BBQ, for all walkers.
- ✦ Encouragement and support from RUHX staff and volunteers.
- ✦ A Walk of Life medal, for finishers.
- ✦ Finish line celebration.

Walk Tall With RUH

To join the hundreds of walkers stepping out in style for RUH, all you need to do is register your place at ruh.org.uk/walk-of-life. If you register today, it's just £20 for adults and £8 for children. Registration includes your very own RUHX t-shirt, a walker's map and a dedication back sign (to share who, what or why you are walking), as well as everything you'll need to keep you walking in a straight line on the day. All participants are asked to raise at least £100 each or £50 for children. All monies raised go direct to the RUH to fund essential medical equipment that saves thousands of lives. 🎉



Visit our Walk of Life website: ruh.org.uk/walk-of-life to register your place today!

Founded in 2005 by the much-missed Vanessa 'Ness' Kyte, two years before she sadly passed away from cancer, the Walk of Life is now the most important event in RUHX's calendar. Ness, and her sister Nicola's, passion for fundraising and their gratitude for RUH sparked their imagination to establish the Walk of Life. For 20 years, the walk has grown more popular with each year. Today, it is a celebration of an incredible hospital, cherished by the incredible patients, families and staff, who walk through its doors. To this day, Nicola still walks for her sister Vanessa. Who will you be walking for this year?



Nic Noble and family at 2024 event

Interested in volunteering or a corporate package? Find out more at fundraising@ruh.org.uk

Events and Volunteering

2025 is all set to be even bigger and better than ever before. Get your diary out now and book yourself up and help Team RUHX deliver a year to remember.

Walk of Life, May 17, 2025

Join hundreds of strollers, marchers and amblers for 10, 16 or 26.2 miles all in the name of RUH this May. This is our flagship event and our biggest, most critical fundraiser of the year. It's a celebration of life and lost loved ones not to be missed. Will you step up to the challenge?

Sign up today: ruhx.org.uk/walk-of-life

Skydive Day, July 19, 2025

It's 2025 – time to take one giant leap of faith and tick off your biggest bucket list challenge. Join us on our Skydive Day at Netheravon Airfield, Wiltshire, in July. Don't worry, we'll be there too, ready and waiting to jump for joy – and RUH.

Sign up today: ruhx.org.uk

Events Calendar

May 17, 2025

Walk of Life

July 19, 2025

Skydive Day

September 25, 2025

Firewalk

October 24, 2025

Glow Run

Feb 20 – March 1, 2026

Kenya Trek

March, 2026

Bath Half Marathon (places available soon)

April, 2026

London Marathon (applications now open)



Skydive Day



Volunteering Glow Run



Volunteering Concert

To see our full events calendar, visit ruhx.org.co.uk/events



Walk of Life



It was an exhilarating event, a once-in-a-lifetime surreal thing that everyone should experience and to raise money at the same time for a great cause was so worthwhile!

Previous Team RUHX Skydiver

Volunteering Opportunities

- ✦ Bath Half Marathon: March 16, 2025
- ✦ Walk of Life: May 17, 2025
- ✦ Glow Run: October 24, 2025
- ✦ H.U.G.S Charity Shop, Chelsea Road: All year round

Don't forget – you can also join an RUHX Fundraising Group in Bath, Warminster, Melksham or Keynsham too!

We Need Volunteers Like YOU!

If you're looking to learn new skills, try something new and meet new people in 2025, volunteering for the RUHX is your one-stop shop. If you join us and help us deliver a feast of fundraising fun, you'll not only help raise awareness – and essential donations – for RUHX and the RUH, you'll also gain the opportunity to hone your organisation skills in event management and logistics at the same time. To register your interest and find out more, please email: fundraising@ruhx.org.uk



RUHX Superheroes!

This edition's extra-extraordinary RUHX super-supporters deserve to be celebrated and covered in bright, shiny glory.

Terry Sears

Fundraiser and founder of the new Keynsham RUHX Fundraising Group, Terry Sears is a true superhero. She started her fundraising journey with RUHX in 2017 and has not stopped in her quest to raise as much money as she can for us ever since, hosting a feast of fantastic events. Her last event of 2024, in November, was her best-ever Craft Sale in the atrium. In just a few short hours, Terry raised more than £500. Extraordinary!

In tandem with her fabulous fundraising, Terry also creates beautiful hand-crafted ornaments and decorations which, in December 2024, she gifted to the patients who spent Christmas in the RUH. The patients always truly appreciate these kind gifts so, from everyone at RUHX and RUH – thank you, Terry!

If you would like to join Terry's Keynsham Fundraising Group and support RUHX with some incredible fundraising events, please email: fundraising@ruhx.org.uk for more information.

Since my breast cancer diagnoses in 2013 – two within six weeks – the amazing staff at RUH have given me eleven extra years of life. In that time, I have cared for my elderly mother, worked rewarding jobs, seen both my sons get happily married and seen my grandson grow up. What a gift. I now want to do what I can to help others – and say a big thank you to the RUH!

Terry Sears

Baskervilles

Baskervilles, a fantastic family run fitness and gymnastics club in the heart of Bath, are not only content with teaching high-flying acrobatic gymnastics, they are also brilliant fundraisers. From making their classes teddy-themed (in honour of RUH's former Forever Friends bear mascot) to their most recent Showcase Gala, where local children raised more than £1,310 by demonstrating their gymnastic skills – dressed as superheroes, of course. For the past 20 years Baskervilles have always supported RUHX and raised more than £8,000, all of which goes direct to the patients and their families at the RUH.

Baskervilles, you give back so much to the community and hospital and for that, you're all superheroes. From everyone at RUHX, a massive thank you. We look forward to seeing what you do next...

RUHX are a brilliant charity who are active within our community, collaborating with the people and organisations who drive real change.

Baskervilles



Terry Sears



Baskervilles

Elijah Moore

When 10-year-old Elijah wanted to thank the RUH's Neonatal Intensive Care Unit (NICU) for saving his and his little brother's life, he decided to run a 3K, as well as do 3,000 football keepy-ups! Every day. For a month! Throughout December 2024, Elijah kept his promise and finished his goal on his 11th Birthday.

During his fundraising appeal, Elijah never once skipped a challenge and raised more than £750 for the NICU. When he came into the ward with to deliver his donation, the nurses who greeted him were touched by his incredible kindness at such a young age. Thank you, Elijah! ✨

I wouldn't be who I am today without the NICU. I wouldn't be playing football or doing anything I love. My little brother also wouldn't be here supporting me and shouting my name from the side lines!

Elijah Moore

If you or you know of an RUHX superhero let us know at ruhx.org.uk



Elijah Moore

Please give a gift today

Your details

Full name

Address

Postcode

Telephone No.

Email

We do not sell personal data to any third parties. Your personal details are held on our internal database, which allows us to contact you about the work of RUHX. If you are happy for us to send you information please tick how we may contact you.

By post By email By telephone

I would like my gift to go even further:

For every £1 you give we can claim an additional 25p of tax at no extra cost to you.

giftaid it

YES, I am a UK Tax payer and would like RUHX to reclaim the tax on all qualifying donations I have made for the past 4 years as well as any future donations until I notify them otherwise. (Please tick).

I understand that if I pay less income tax and/or Capital Gains tax in a tax year than the amount of Gift Aid claimed on all of my donations in that tax year it is my responsibility to pay any difference.

Your method of payment

I enclose a cheque / postal order / charity voucher made payable to RUH Charitable Fund

To the value of £

OR please debit my Visa / Mastercard / Maestro / Delta Card for the above amount (Delete cards as appropriate)

Card No.

Start date / Expiry date /

3 Digit security code

Issue No. (if applicable)

Your donation:

RUHX supports many extraordinary projects around the RUH where our donations are used. If you have a specific purposes for your donation please let us know in the box below.

To enable us to claim Gift Aid on your donation, please ensure you have completed your name and address details above.

Please return form to:

RUHX, Royal United Hospital, Combe Park, Bath BA1 3NG

Signed

Date

/



Thank you!